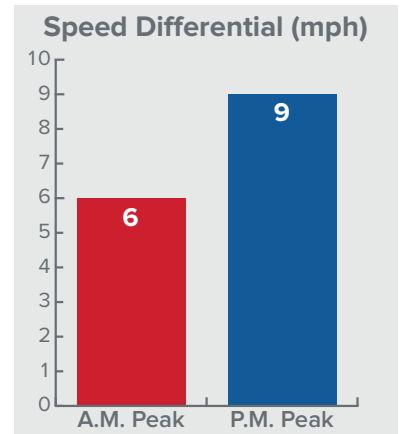


Speed Differential

One key performance measure for I-4 Express is the speed differential. The speed differential is the difference between the average speed on I-4 Express and the average speed on the general use lanes.

When congestion slows traffic in the general use lanes, the speed differential increases, showing the benefit of I-4 Express for motorists who want a more reliable trip. A positive speed differential does not necessarily mean drivers are exceeding the speed limit.

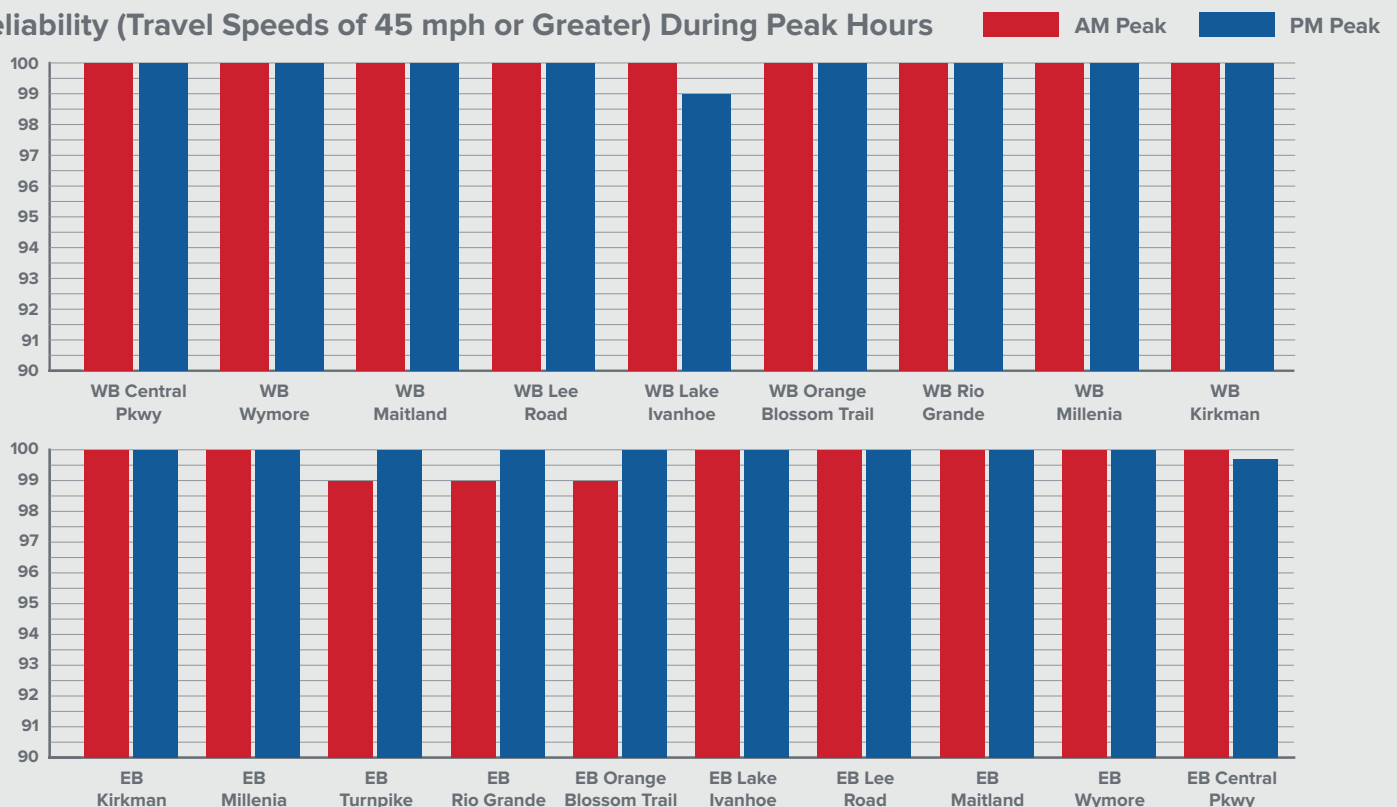
The Florida Department of Transportation (FDOT) collects data from 19 locations in the I-4 Express corridor. During morning peak hours in February, FDOT measured a positive speed differential at those 19 points, where drivers on I-4 Express were able to travel 6 mph faster on average by avoiding congestion. During evening peak hours, FDOT again measured a positive speed differential at those 19 points, and the benefit was even greater, with an average differential of 9 mph.



Reliability (Travel Speeds of 45 mph or Greater)

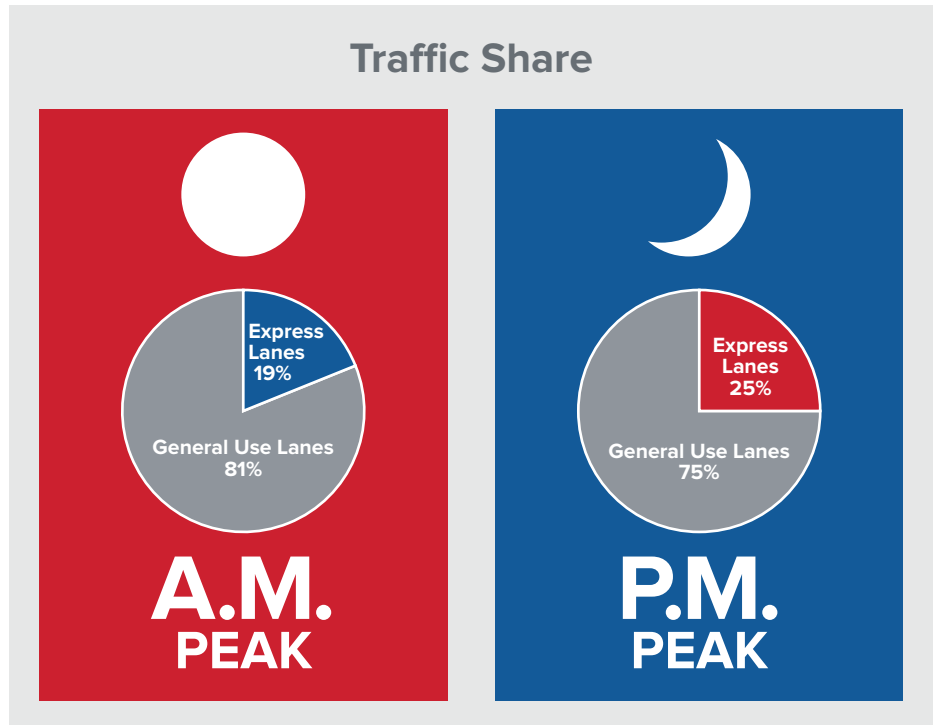
Another performance measure is reliability, or how consistently I-4 Express keeps traffic moving. In February, I-4 Express provided a reliable travel option for motorists, operating with travel speeds of 45 mph or greater more than 99.9% of the time during peak hours.

Reliability (Travel Speeds of 45 mph or Greater) During Peak Hours



Traffic Share (Percentage of Vehicles That Traveled in I-4 Express Lanes Compared to General Use Lanes)

FDOT also measured the percentage of all I-4 traffic that traveled in the I-4 Express lanes during peak hours (excluding weekends). In February, nearly 1 in 5 motorists on I-4 during morning peak hours made I-4 Express a part of their commute. During evening peak hours, 1 in 4 motorists used I-4 Express.



Closure Events

Closure events occur whenever a lane is temporarily closed, for example, for construction or a crash. Minor closures, such as disabled vehicles or roadway debris, are also included as closure events and make up the majority of the total numbers.

To monitor and maintain the flow of traffic during these events, the FDOT District Five Regional Transportation Management Center (RTMC) uses a variety of equipment, such as dynamic message signs, CCTV cameras, and more.

In February, 142 closure events occurred on westbound I-4 Express and 124 on eastbound I-4 Express. Planned construction accounted for 42 of these events.

